

LAB 325

ABK

EMOZIONI IN SUPERFICIE

L A B 3 2 5

ABK
EMOZIONI IN SUPERFICIE

LAB 325

LAB325 È IL PROGETTO DI ABK DEDICATO ALLE MOLTEPLICI FORME ESPRESSIVE DEL CEMENTO, DEFINITO DA TRE DIVERSE SUPERFICIE CHE SI MUOVONO ALL'INTERNO DI UN MOODBOARD RICERCATO E INDUSTRIAL.

LAB325 IS THE ABK COLLECTION DEVOTED TO THE MANY EXPRESSIVE FORMS OF CONCRETE, REPRODUCING THIS MATERIAL'S SURFACE IN THREE DIFFERENT VERSIONS AS PART OF A SOPHISTICATED INDUSTRIAL MOODBOARD.



PEARL



ASH



TAUPE



PEPPER




LAB 325

MATCHING MATERIALS.

Attraverso le molteplici ispirazioni offerte dalla gamma abk, è possibile personalizzare ogni ambiente donandogli una sensazione materica sempre differente.

Cemento, pietra, marmo, metallo, legno e pattern si combinano sapientemente tra loro, dando vita a sorprendenti contaminazioni stilistiche per architetture estremamente contemporanee.

The many inspirations behind the abk range can be used to customise any space and create constantly changing material effects. Concrete, Stone, marble, metal, wood and pattern are skilfully combined to create a surprising crossover style ideal for highly contemporary architectural solutions.



LAB325 + SENSI UP



LAB325 + INTERNO 9



LAB325 + NATIVE



LAB325 + CROSSROAD WOOD

CONTENT.


ASH
P 6

TAUPE
P 26

PEARL
P 34

PEPPER
P 42

ASH



floor
LAB325
FORM ASH 120x120



LAB 325

OFFICINA CREATIVA

wall
LAB325
FORM ASH 120x280

floor
LAB325
FORM ASH 120x120



wall
LAB325
BASE PEPPER 120x280

right wall
LAB325
FORM ASH 120x280

left wall
WIDE&STYLE
BALOON C 160x320

floor
OUT.20
LAB325
FORM ASH 20 60x120 20 mm



INDOOR

volume
SENSI UP
GRAND ANTIQUE LUX 160x320

floor
LAB325
BASE ASH 120x120

OUTDOOR

floor
OUT.20
LAB325 BASE ASH 60x120 20 mm



INDOOR

wall
LAB325
FORM ASH 120x280

volume
SENSI UP
GRAND ANTIQUE LUX 160x320

kitchen volume
SENSI
STATUARIO APUANO rett. 160x320

floor
LAB325
BASE ASH 120x120

OUTDOOR

floor
OUT.20
LAB325 BASE ASH 20 60x120, 20 mm



wall
LAB325
FORM ASH 120x280

floor
LAB325
BASE ASH 120x120



wall
LAB325
FORM ASH 120x80

pedestal-mounted washbasin
LAB325
METAL ASH

floor
LAB325
BASE ASH



wall
LAB325
METAL ASH 120x280

INTERNO9
RUST 120x280

top
INTERNO9
RUST

floor
LAB325
BASE ASH 60x120



wall
LAB325
METAL ASH 120x280

top
INTERNO9
RUST

floor
LAB325
BASE ASH 60x120





wall
LAB325
BASE ASH 120x280

floor
NATIVE
FOG 120x120

table
ABKSTONE
BASE ASH 12mm



wall
LAB325
BASE PEPPER 120x280

floor
OUT.20.BASE ASH 20mm
60x120

kitchen - ABKSTONE
PEBBLE GRIGIO FULLBODY 3D
ESSENCE AVANA




wall
WIDE&STYLE MINI CARIBBEAN 60x120

floor
LAB325 BASE ASH 60x120

ABKSTONE - Top
ESSENCE AVANA 20 mm

TAUPE




floor
LAB325
BASE TAUPE 120x120



wall
WIDE&STYLE
LIBERTY LIME 120x280

CROSSROAD
BRICK SMOKE 7,5x30

floor
LAB325
BASE TAUPE 80x80



wall
LAB325
BASE SLIM PACK TAUPE Rett.



wall
LAB325
BASE TAUPE 60x120

volume
LAB325
FORM TAUPE 60x120

floor
CROSSROAD
WOOD TAN 20x120



wall
LAB325 BASE ASH 120x280


kitchen - ABKSTONE
LAB325 BASE ASH 12mm

floor
OUT.20
LAB325 BASE TAUPE 60x120 20mm



floor
LAB325
FORM TAUPE 20x40

PEARL



wall
LAB325
FORM PEARL 120x280



wall
LAB325
FORM PEARL 120x280

floor
LAB325
BASE PEARL 60x120





volumes
WIDE&STYLE
FOREST A+B 120x280

wall
LAB325
BASE PEARL 80x160

LAB325
FORM PEARL 60x120

washbasin volume
CROSSROAD
WOOD COAL 20x120
MATITA ALL. BRONZO 0,5x120

floor
CROSSROAD WOOD
COAL 26x200



wall
SENSI SIGNORIA ROMA IMPERIALE LUX 120x280
LAB325 BASE PEARL 120x280

floor
LAB325 BASE PEARL 60x120

bathdesign - washbasin
LAB325 BASE PEARL

PEPPER





wall
LAB325
FORM PEPPER 120x280

floor
LAB325
BASE PEPPER 60x120



wall
LAB325
BASE SLIM PACK PEPPER Rett.

shower wall
LAB325
BASE PEPPER 120x280

floor
LAB325
BASE PEPPER 60x60



wall
LAB325
FORM PEPPER 30x120
MATITA ALL. BRONZO 0,5x120



wall and floor
PLAY DESIGN RETRÒ
20x20 A
LAB325
60x120 BASE PEPPER



wall
SENSI SIGNORIA GRIGIO SIENA LUX CP4 480x280

floor
LAB325 BASE PEPPER 60x120

LAB325

COLOUR AND SIZE CHART

	PEARL	ASH	TAUPE	PEPPER
6 mm				
160x320 64"x128" nat rett.	•	•		•
120x280 48"x112" nat rett.	•	•	•	•
9 mm				
80x160 32"x64" nat rett.	•	•	•	•
120x120 48"x48" nat rett.	•	•	•	•
60x120 24"x48" nat rett.	•	•	•	•
80x80 32"x32" nat rett.	•	•	•	•
60x60 24"x24" nat rett.	•	•	•	•
60x60 24"x24" rett. R11	•	•	•	•
20x40 8"x16" R11		•	•	
20 mm				
60x120 24"x48" rett. R11		•	•	
30 mm				
90x90 36"x36" rett. R11			•	•

BASE PEARL

6 mm		
160x320	nat rett.	0005378
** 120x280	nat rett.	0008652
9 mm		
120x120	nat rett.	0003059
60x120	nat rett.	0002607
80x160	nat rett.	0003067
80x80	nat rett.	0003063
60x60	nat rett.	0002693

ABKSTONE

163,5x323 nat.	0005377	± 6 mm
163,5x323 nat.	0005322	± 12 mm
163,5x323 nat.	0006251	± 20 mm



BASE ASH

6 mm		
* 160x320	nat rett.	0003161
** 120x280	nat rett.	0008653
9 mm		
120x120	nat rett.	0003060
60x120	nat rett.	0002608
80x160	nat rett.	0003068
80x80	nat rett.	0003064
60x60	nat rett.	0002694

ABKSTONE

163,5x323 nat.	0003159	± 6 mm
163,5x323 nat.	0003781	± 12 mm
163,5x323 nat.	0006249	± 20 mm



* Fino ad esaurimento scorte l' art. verrà consegnato a spessore 7 mm. The item will be delivered 7 mm thick until stocks are exhausted.

** Fino ad esaurimento scorte l' art. verrà consegnato nel formato 120x278 6 mm oppure 120x270 6/7 mm. The item will be delivered 6 mm 120x278 or 6/7 mm 120x270 until stocks are exhausted.

BASE TAUPE

6 mm		
** 120x280	nat rett.	0008654
9 mm		
120x120	nat rett.	0002587
60x120	nat rett.	0002609
80x160	nat rett.	0002617
80x80	nat rett.	0002613
60x60	nat rett.	0002695




BASE PEPPER

6 mm		
* 160x320	nat rett.	0003162
** 120x280	nat rett.	0008655
9 mm		
120x120	nat rett.	0002588
60x120	nat rett.	0002610
80x160	nat rett.	0002618
80x80	nat rett.	0002614
60x60	nat rett.	0002696

ABKSTONE

163,5x323 nat.	0003160	± 6 mm
163,5x323 nat.	0005321	± 12 mm
163,5x323 nat.	0006250	± 20 mm



* Fino ad esaurimento scorte l' art. verrà consegnato a spessore 7 mm. The item will be delivered 7 mm thick until stocks are exhausted.

** Fino ad esaurimento scorte l' art. verrà consegnato nel formato 120x278 6 mm oppure 120x270 6/7 mm. The item will be delivered 6 mm 120x278 or 6/7 mm 120x270 until stocks are exhausted.

FORM PEARL

6 mm		
* 120x280	nat rett.	0008212
9 mm		
120x120	nat rett.	0002623
60x120	nat rett.	0002627
30x120	nat rett.	0002631



FORM ASH

6 mm		
* 120x280	nat rett.	0008213
9 mm		
120x120	nat rett.	0002624
60x120	nat rett.	0002628
30x120	nat rett.	0002632



METAL ASH

6 mm		
* 120x280	nat rett.	0008720
9 mm		
120x120	nat rett.	0002673
60x120	nat rett.	0002675
30x120	nat rett.	0002677



FORM PEPPER

6 mm		
* 120x280	nat rett.	0008215
9 mm		
120x120	nat rett.	0002626
60x120	nat rett.	0002630
30x120	nat rett.	0002634



FORM TAUPE

6 mm		
* 120x280	nat rett.	0008214
9 mm		
120x120	nat rett.	0002625
60x120	nat rett.	0002629
30x120	nat rett.	0002633



METAL TAUPE

6 mm		
* 120x280	nat rett.	0008219
9 mm		
120x120	nat rett.	0002674
60x120	nat rett.	0002676
30x120	nat rett.	0002678



* Fino ad esaurimento scorte l' art. verrà consegnato nel formato 120x278 6 mm oppure 120x270 6/7 mm. The item will be delivered 6 mm 120x278 or 6/7 mm 120x270 until stocks are exhausted.



DECORI / DECORATIVE 9 mm	BASE PEARL	BASE ASH	BASE TAUPE	BASE PEPPER
<p>SLIM PACK mix sizes rett.</p> <p>Pcs/box: A 7,5x60 ☺ 4 B 7,5x40 ☺ 4 C 7,5x20 ☺ 4 D 7,5x30 ☺ 4 E 7,5x40 Diagonale Sx ☺ 1 F 7,5x20 Diagonale Dx ☺ 1 G 7,5x20 Diagonale Sx ☺ 1 H 7,5x40 Diagonale Dx ☺ 1</p> <p>1 ☺ = 0,54 mq</p>	0002885	0002886	0002887	0002888

PEZZI SPECIALI / SPECIAL TRIMS 9 mm	BASE PEARL	BASE ASH	BASE TAUPE	BASE PEPPER
<p>BATTISCOPA 5,5x60 ☺ 10</p>	0002889	0002890	0002891	0002892
<p>BATTISCOPA 5,5x80 ☺ 8</p>	0003075	0003076	0002681	0002682
<p>GRADONE TOP rett. 32x120x4,5x2 ☺ 1</p>	0003077	0003078	0002683	0002684
<p>ANGOLARE TOP SX 32x120x4,5x2 ☺ 1</p>	0003079	0003080	0002685	0002686
<p>ANGOLARE TOP DX 32x120x4,5x2 ☺ 1</p>	0003081	0003082	0002687	0002688
<p>ELEMENTO L MONOL. R11 15x30x5 ☺ 8</p>	-	0003574	0003575	-

MATITE ALLUMINIO - ALUMINIUM STRIPS

Articoli realizzati in alluminio anodizzato per l'uso a parete, adatti a raccordare piastrelle di diverso spessore (9/7/6 mm). Anodized Aluminium strips for use between wall tiles of different thicknesses (9/7/6 mm).


<p>MATITA ALLUMINIO 0,5x120 ☺ 4 Parte superiore arrotondata / Rounded top.</p> <p> MATITA ALLUMINIO 0000086</p> <p>Parte superiore arrotondata e colorata con resine acriliche. Rounded top colored with acrylic resins.</p> <p> MATITA ALLUM. ORO 0008535</p> <p> MATITA ALLUM. RAME SCURO 0008534</p>	<p> MATITA ALLUM. WHITE 0000087</p> <p> MATITA ALLUM. TERRACOTTA 0008530</p> <p> MATITA ALLUM. BLU 0008532</p> <p> MATITA ALLUM. VERDE 0008531</p> <p> MATITA ALLUM. ARDESIA 0008533</p> <p> MATITA ALLUM. BLACK 0000088</p>	<p>MATITA ALLUMINIO 0,5x120 ☺ 4 Parte superiore piatta colorata in bagno galvanico / Flat top colored in galvanic bath.</p> <p> MATITA ALLUM. BRONZO 0000557</p> <p> MATITA ALLUM. RAME 0000556</p>
--	--	---

LAB325

OUTDOOR R11 9 mm



20x40 \boxtimes 15
FORM ASH nat.
0002679



20x40 \boxtimes 15
FORM TAUPE nat.
0002680



60x60 \boxtimes 3
BASE PEARL GRIP rett. P3
0003008




60x60 \boxtimes 3
BASE TAUPE GRIP rett. P3
0003010

GRES PORCELLANATO A MASSA COLORATA
FULL BODY COLORED PORCELAIN




60x60 \boxtimes 3
BASE ASH GRIP rett. P3
0003009




60x60 \boxtimes 3
BASE PEPPER GRIP rett. P3
0003011

OUT.30 R11 30 mm




90x90 \boxtimes 1
BASE TAUPE 30 nat. rett.
0009231




90x90 \boxtimes 1
BASE PEPPER 30 nat. rett.
0009232

GRES PORCELLANATO
PORCELAIN TILES


OUT.20 R11 20 mm




60x120 \boxtimes 1
FORM ASH nat. rett.
0002705



60x120 \boxtimes 1
FORM TAUPE nat. rett.
0002703



60x120 \boxtimes 1
BASE TAUPE nat. rett.
0002706



60x120 \boxtimes 1
FORM TAUPE nat. rett.
0002704

GRES PORCELLANATO A MASSA COLORATA
FULL BODY COLORED PORCELAIN

OUT.20 R11 20 mm

PEZZI SPECIALI SPECIAL TRIMS	BULLNOSE	ELEMENTO L	ELEMENTO L GRIP	GRIGLIA	ANG. GRIGLIA SX	ANG. GRIGLIA DX
	60x120 Rett. \boxtimes 1 PZ	15x60x5 Rett. \boxtimes 2	15x60x5 Rett. \boxtimes 2	15x60 Rett. \boxtimes 4	15x60 Rett. \boxtimes 4	15x60 Rett. \boxtimes 4
LAB325 BASE ASH	0007826	0002707	0006999	0002709	0002711	0002713
LAB325 BASE TAUPE	0007827	0002708	0007000	0002710	0002712	0002714



CARATTERISTICHE TECNICHE TECHNICAL FEATURES

GRES PORCELLANATO TUTTA MASSA
FULL BODY PORCELAIN

CLASSIFICAZIONE SECONDO NORME UNI EN 14411 (ISO 13006) ALLEGATO G-Gruppo Bla UGL
CLASSIFICATION IN ACCORDANCE WITH UNI EN 14411 (ISO 13006) ANNEX G-Group Bla UGL

OUT.20 GRES PORCELLANATO A MASSA COLORATA
OUT.20 FULL BODY COLORED PORCELAIN

OUT.30 GRES PORCELLANATO
OUT.30 PORCELAIN TILES

CLASSIFICAZIONE SECONDO NORME UNI EN 14411 (ISO 13006) ALLEGATO G-Gruppo Bla GL
CLASSIFICATION IN ACCORDANCE WITH UNI EN 14411 (ISO 13006) ANNEX G-Group Bla GL

PROPRIETÀ FISICO-CHIMICHE PHYSICAL-CHEMICAL PROPERTIES	NORMA NORM	VALORE PRESCRITTO DALLE NORME VALUE PRESCRIBED FROM THE NORMS	VALORE ABK ABK VALUE SUPERFICIE NATURALE NATURAL SURFACE	VALORE ABK ABK VALUE GRIP OUT.20 / OUT.30
LUNGHEZZA E LARGHEZZA DIMENSIONE MEDIA DI OGNI PIASTRELLA LENGTH AND WIDTH OF THE AVERAGE-SIZES TILE	UNI EN ISO 10545/2	± 0,5%	CONFORME ACCORDING	CONFORME ACCORDING
SPESORE THICKNESS	UNI EN ISO 10545/2	± 5%	CONFORME ACCORDING	CONFORME ACCORDING
RETTILINEARITÀ SPIGOLI WARPAGES OF EDGES	UNI EN ISO 10545/2	± 0,5%	CONFORME ACCORDING	CONFORME ACCORDING
ORTOGONALITÀ WEDGING	UNI EN ISO 10545/2	± 0,6%	CONFORME ACCORDING	CONFORME ACCORDING
PLANARITÀ FLATNESS	UNI EN ISO 10545/2	± 0,5%	CONFORME ACCORDING	CONFORME ACCORDING
ASSORBIMENTO D'ACQUA WATER ABSORPTION	UNI EN ISO 10545/3	E ≤ 0,5%	CONFORME ACCORDING	CONFORME ACCORDING
RESISTENZA ALLA FLESSIONE BENDING STRENGTH	UNI EN ISO 10545/4	≥ 35 N/mm ²	CONFORME ACCORDING	CONFORME ACCORDING
FORZA DI ROTTURA BREAKING STRENGTH	UNI EN ISO 10545/4	≥ 1300 N	CONFORME ACCORDING	CONFORME ACCORDING
RESISTENZA ALL'ABRASIONE PROFONDA PER PIASTRELLE NON SMALTATE RESISTANCE TO DEEP ABRASION OF UNGLAZED TILES	UNI EN ISO 10545/6	< 175 mm ³	CONFORME ACCORDING	CONFORME ACCORDING
RESISTENZA ALL'ABRASIONE SUPERFICIALE PER PIASTRELLE SMALTATE ABRASION RESISTANCE FOR GLAZED TILES	UNI EN ISO 10545/7	DICHIARATO DALL'AZIENDA PRODUTTRICE DECLARED BY THE MANUFACTURING COMPANY	-	IN FUNZIONE DELLA DESTINAZIONE D'USO ACCORDING TO THE DESTINATION OF FINAL USE
RESISTENZA AGLI SBALZI TERMICI THERMAL SHOCK RESISTANCE	UNI EN ISO 10545/9	RICHIESTA REQUIRED	RESISTE RESISTS	RESISTE RESISTS
RESISTENZA AL GELO FROST RESISTANCE	UNI EN ISO 10545/12	RICHIESTA REQUIRED	INGELIVO FROST PROOF	INGELIVO FROST PROOF
RESISTENZA ALL'ATTACCO CHIMICO CHEMICAL RESISTANCE	UNI EN ISO 10545/13	MIN UB	CONFORME ACCORDING	-
		MIN GB	-	CONFORME ACCORDING
RESISTENZA ALLE MACCHIE RESISTANCE TO STAINING	UNI EN ISO 10545/14	UGL VALORE DA DICHIARARE UGL VALUE TO DECLARE	-	-
		GL: CLASSE 3 MIN	-	CONFORME ACCORDING
RESISTENZA ALLO SCIVOLAMENTO SLIP RESISTANCE	B.C.R.A. C.A.	μ 0,19 SCIVOLOSITÀ PERICOLOSA - DANGEROUSLY SLIPPERY 0,20 < μ < 0,39 SCIVOLOSITÀ ECCESSIVA - EXCESSIVELY SLIPPERY 0,40 < μ < 0,74 ATTRITO SODDISFACENTE - SATISFACTORY GRIP μ 0,75 ATTRITO ECCELLENTE - EXCELLENT GRIP	> 0,40	> 0,40
	B.C.R.A. G.B.		> 0,40	> 0,40
	ASTM C 1028 (S.C.O.F.)	SLIP RESISTANT (> 0,60)	> 0,60 DRY > 0,60 WET	> 0,60 DRY > 0,60 WET
	DIN 51130	IN FUNZIONE DELL'AMBIENTE O DELLA ZONA DI LAVORO BASING ON THE ENVIRONMENT OR THE WORKING AREA	R10	R11
	DIN 51097	-	A+B	A+B+C
	ANSI A 137-1-2012 (D.C.O.F.)	≥ 0,42	> 0,42	> 0,42

VARIAZIONE CROMATICA SHADE VARIATION	V2	aspetto uniforme uniform appearance V1	lieve variazione slight variation V2	moderata variazione moderate variation V3	forte variazione substantial variation V4
---	----	--	--	---	---

P.tech ON DEMAND

La tecnologia P.TECH migliora le performance anti-scivolo dei pavimenti, mantenendo inalterati i valori di resistenza meccanica del gres porcellanato, con una finitura estremamente piacevole al tatto e facile da pulire.
LAB325 in finitura P.TECH, nei formati 60x120, 120x120, 80x160 e 80x80, può essere fornita su richiesta con un ordine soggetto a lotto minimo di produzione.

The innovative P.TECH technology which improves the slip resistance of floors while delivering the renowned mechanical strength of porcelain tiles and a finish that is both extremely pleasant to the touch and easy to clean.
LAB325 in P.TECH finish, in the 60x120, 120x120, 80x160 and 80x80 sizes, can be supplied on request with an order subject to a minimum production batch.

IMBALLI PACKAGING

F.to nominale Nominal size	Finitura Finish	Spessore Thickness	F.to reale (mm) Work size (mm)	Imballo Packing	Pz/Scat. Pcs/Box	Mq/Scat. Sqm/Box	Kg/Scat. Kg/Box	Scat./Imb. Box/Packing	Pz Totali Pcs Total	Mq totali Sqm total	Kg Imb. Kg Packing	Kg Totali Kg Total
160x320 64"x128"	rett	6	1596,5x3195	Cassa Crate	-	-	-	-	15	76.80	139	1.279
				Cavalletto container Container Rack pallet	-	-	-	-	36	184.32	180	2.916
120x280 48"x112"	rett	6	1194x2800	Cassa Crate	-	-	-	-	20	67.20	95	1.103
				Cavalletto Rack pallet	-	-	-	-	36	121.00	120	1.935
				Cavalletto container Container Rack pallet	-	-	-	-	36	121.00	140	1.955
80x160 32"x64"	rett.	9	797.25x1596.5	Cavalletto Rack pallet	2	2.56	51.20	22	44	56.32	70	1.196
				Pallet con sponde Pallet with sides	2	2.56	51.20	22	44	56.32	40	1.166
120x120 48"x48"	rett.	9	1194x1194	Pallet con sponde Pallet with sides	2	2.88	57.60	18	36	51.84	40	1.077
60x120 24"x48"	rett.	9	596x1194	pallet	2	1.44	28.80	30	60	43.20	20	884
60x120 24"x48"	rett.	20	596x1197	pallet	1	0.72	32.65	30	30	21.60	20	1.000
30x120 12"x48"	rett.	9	297x1194	pallet	4	1.44	28.80	36	144	51.84	20	1.028
90x90 36"x36"	rett.	30	900x900	pallet	1	0.81	56.30	20	20	16.20	20	1.146
80x80 32"x32"	rett.	9	797.25x797.25	pallet	2	1.28	25.60	44	88	56.32	20	1.146
60x60 24"x24"	rett.	9	596x596	pallet	3	1.08	21.60	40	120	43.20	20	884
20x40 8"x16"	nat.	9	-	pallet	15	1.20	21.00	64	960	76.80	20	1.364

L'unità minima di vendita per tutti gli articoli (fondi, decori e pezzi speciali) è la scatola completa. / The minimum sales quantity for all items (plain tiles, decorations and special trims) is one full box. I dati relativi agli imballi sono aggiornati al momento della stampa del catalogo e pertanto possono subire variazioni nel corso del tempo. / Data referring to packaging have been update at time of printing; the actual data may be slightly different. Pezzi speciali e decori per effetto delle lavorazioni, possono presentare variazioni di tonalità. / Due to working process special trims and decors, may show variation in tonality.

Le caratteristiche di superficie e le tonalità dei prodotti ceramici illustrati in questo catalogo sono da ritenersi puramente indicative. Optical features and color shades of ceramic materials illustrated in this catalogue are to be regarded as mere indications.





Marketing ABK Group
215

ABK Group Industrie Ceramiche s.p.a. - via S.Lorenzo N.24/a - 41034 Finale Emilia - Modena Italy
tel. 0535 761311 - fax 0535 761320/92800/761351

www.abk.it
#abkemozioni

ABK

EMOZIONI IN SUPERFICIE